

City of Prince Rupert

2015 Statement of Financial Information

**City of Prince Rupert
Statement of Financial Information
For the Year Ended December 31, 2015**

Table of Contents

Description	Page
Statement of Financial Information Approval	3
Management Letter	4
Schedule of Elected Officials' Remuneration and Expenses	5
Schedule of Employees Remuneration and Expenses	6
Schedule of Grants or Contributions	8
Schedule of Suppliers of Goods and Services	9
Schedule of Severance Agreements	13
Schedule of Guarantee and Indemnity Agreements	14
Schedule of Long Term Debt	15
City of Prince Rupert Audited 2015 Financial Statements	16

(Prepared as required by *Financial Information Regulation*, Schedule 1, Section 9)


**City of Prince Rupert
Statement of Financial Information
For the Year Ended December 31, 2015**

Statement of Financial Information Approval

The undersigned, as authorized by the *Financial Information Regulation*, Schedule 1, Subsection 9(2), approves all the statements and schedules included in this Statement of Financial Information, produced as required by the *Financial Information Act*.



Lee Brain
Mayor on behalf of Council



Corinne Bomben
Chief Financial Officer

City of Prince Rupert
Statement of Financial Information
For the Year Ended December 31, 2015

Management Letter


The Financial Statements contained in the Statement of Financial Information under the *Financial Information Act* have been prepared by management in accordance with generally accepted accounting principles or stated accounting principles, and the integrity and objectivity of these statements are management's responsibility. Management is also responsible for all the statements and schedules, and for ensuring that this information is consistent, where appropriate, with the information contained in the financial statements.

Management is also responsible for implementing and maintaining a system of internal controls to provide reasonable assurance that reliable financial information is produced.

The Mayor and Council of the City of Prince Rupert is responsible for ensuring that management fulfils its responsibilities for financial reporting and maintaining internal controls and exercises this responsibility under the auspices of the *Local Government Act and the Community Charter*.

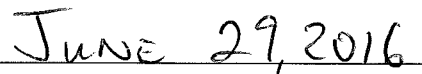
The external auditors, Carlyle, Shepherd & Co., Chartered Accountants, conduct an independent examination, in accordance with generally accepted auditing standards, and express their opinion on the financial statements. Their examination does not relate to additional schedules required by the Act. Their examination includes a review and evaluation of the municipality's system of internal control and appropriate tests and procedures to provide reasonable assurance that the financial statements are presented fairly. The external auditors have full and free access to the Mayor and Council.

On behalf of the City of Prince Rupert



Corinne Bomben

Chief Financial Officer



Date

City of Prince Rupert
Statement of Financial Information
For the Year Ended December 31, 2015

Schedule of Elected Officials' Remuneration and Expenses

		Remuneration & Taxable Benefits	Expenses	Total
Mayor	Brain, Lee Andrew	\$ 61,801	\$ 34,857	\$ 96,658
Councilor	Cunningham, Barry	\$ 13,947	2,880	16,827
	Thorkelson, J	\$ 13,947	302	14,249
	Mirau, Blair	\$ 13,947	3,878	17,825
	Niesh, Wade	\$ 13,947	4,914	18,861
	Randhawa, Gurvinder	\$ 13,947	2,307	16,254
	Kinney, N	\$ 13,947	1,958	15,905
		<u>\$ 145,483</u>	<u>\$ 51,096</u>	<u>\$ 196,579</u>

(Prepared as required by *Financial Information Regulation*, Schedule 1, Section 6(2), (3), (4), (5) & (6))

City of Prince Rupert
Statement of Financial Information
For the Year Ended December 31, 2015

Schedule of Employees' Remuneration and Expenses

Employee	Remuneration and Taxable Benefits	Training & Related Travel Expenses	Business Travel & Other Expenses
ANDERSON, JERRY	\$ 83,488	\$ -	\$ -
BAILEY, HOWARD I.	90,931	-	-
BECKWITH, JEFFERY, B.	149,044	-	-
BISHOP, BRODY	97,809	-	1,307
BOMBEN, CORINNE	155,759	4,302	7,120
BONNESCHRANZ, JON	115,798	330	1,307
BREDESEN, OLIVER	94,207	-	1,307
BRUCE, MICHAEL ALLEN	98,138	-	1,062
BURROWS, JORDAN	91,361	-	1,307
CORBEIL, ROBERT L.	83,098	-	-
DANIELE, JAMES	110,479	330	1,307
DESAUTELS, CHRISTINE	80,211	-	-
DESAUTELS, KAYTLYN	89,681	-	-
FERGUSON, GRAIG	108,039	-	642
FUZI, RYAN JOHN	99,097	-	1,307
GARDINER, GARIN J.	108,097	3,861	-
GERMAN, RON	84,530	-	-
GILKER, RICHARD H.	85,185	-	-
GURNEY, MATTHEW	95,108	-	1,307
HESS, RUSSELL	86,851	-	-
HLOWACHUK, ANTHONY	106,600	4,315	1,106
HORNE, WILLIAM A.	86,486	-	-
JAMES, DAVID JOHN	111,368	-	1,329
JONES, REAL L.	107,268	330	1,307
KESSLER, MARKO	95,671	11,902	-
KORMENDY, DEREK	98,616	-	1,307
KREKIC, ZENO	127,721	-	726
KRISTOFF, MARVIN	123,883	-	1,307
LEIGHTON, TROY	109,681	330	1,307
Subtotal	\$ 2,974,205	\$ 25,701	\$ 26,362

(Prepared as required by *Financial Information Regulation*, Schedule 1, Section 6(2), (3), (4), (5) & (6))

City of Prince Rupert
Statement of Financial Information
For the Year Ended December 31, 2015

Schedule of Employees' Remuneration and Expenses

Employee	Remuneration and Taxable Benefits	Training & Related Travel Expenses	Business Travel & Other Expenses
LONG, ROBERT	\$ 254,797	\$ 2,529	\$ 24,317
MANDRYK, RORY	98,913	-	3,378
MEERS, CAROL	79,792	-	-
MCKENZIE, DAVID E.	174,066	-	2,351
MORSE, JAMES ANDREW	130,158	1,969	10,987
MOVOLD, KEVIN W	75,890	-	-
NICHOLLS, CRAIG	112,564	-	150
OSTROM, TANYA N.	102,609	-	-
PAOLO, ROCKY	116,816	330	1,307
PARKS, TOM G.	106,326	-	1,595
PELOQUIN, FLORIAN	80,880	-	-
POMPONIO, REMO	131,015	-	1,307
PUCCI, RICHARD BRENDON	119,873	6,206	4,166
ROEMER, RICHARD J.	166,820	-	-
SEIDEL, MARK	85,787	-	-
SIDONI, DYLAN	111,109	324	1,307
SLETTEN, HELGE A.	110,168	-	6,813
TEO, KIM GEK (CHRISTINE YEW)	102,421	7,243	1,003
THOMPSON, CALVIN H.	133,700	-	1,307
THORPE, WILLA	101,654	1,222	-
WEICK, RALPH S.	109,468	330	1,307
WEIR, STEVEN	83,470	-	-
WICK, MARTIN	100,126	-	1,722
Sub-total	\$ 2,688,422	\$ 20,153	\$ 63,018
Employee (1st page)	2,974,205	25,701	26,362
Employee (2nd Page)	2,688,422	20,153	63,018
Total for Employees Earning more than \$75,000	\$ 5,662,627	\$ 45,853	\$ 89,380
Total Remuneration of council Members	145,483		
Total Remuneration to all other employees	7,767,470		
Total Employee Remuneration and Taxable Benefits	\$ 13,575,579		

(Prepared as required by *Financial Information Regulation*, Schedule 1, Section 6(2), (3), (4), (5) & (6))

**City of Prince Rupert
Statement of Financial Information
For the Year Ended December 31, 2015**

Schedule of Grants or Contributions

Arts Council	\$ 10,000
Halloween Fest (In kind)	3,464
Lester Centre of the Arts	110,000
Kwinitsa Station Museum	15,000
Museum of Northern BC	111,000
National Aboriginal Day (In kind)	911
Navy League of Canada	2,944
Prince Rupert & Port Edward Economic Development Corp.	50,000
Prince Rupert Library	566,000
Prince Rupert Library Vested Benefit Accrual	9,000
Racquet Association	8,500
SPCA	25,000
Special Events Society	20,000
Special Events Society (In kind)	7,851
Wildlife Rehab Shelter	6,000
Tourism Prince Rupert- Visitors' Info Centre	31,500
Tourism Prince Rupert (Hotel Tax Only)	210,769
Prince Rupert Golf Society	93,273
PR Golf Club Society - Capital	49,861
Heritage Advisory	100
AFFNO Sugar Shack	585
Bahai Community	553
Canadian Red Cross Society	1,000
Miscellaneous	404
	<hr/>
Total	\$ 1,333,715

(Prepared as required by *Financial Information Regulation*, Schedule 1, Section 7(2) b)

City of Prince Rupert
Statement of Financial Information
For the Year Ended December 31, 2015
Schedule of Suppliers of Goods and Services
Supplier Payments Over \$25,000

A.J. Forsyth Division of Russel Metals Inc.	\$ 43,376
Acklands-Grainger Inc.	76,646
Adam Diving & Marine Services Ltd.	32,053
Adventure Paving (A Division of YCS Holding Ltd.)	2,010,368
Associated Engineering (BC) Ltd.	198,711
BC Hydro & Power Authority	573,113
BC Hydro (Industrial Account)	65,739
BC Transit	663,490
Big River Analytics Ltd.	108,659
Black Press Group Ltd.	55,923
Brenntag Canada Inc.	44,571
Broadwater Industries (2011) Ltd.	4,121,150
Bytown Diesel Sales Ltd.	59,080
Canadian Freightways	27,850
Chapman Mechanical Ltd.	116,752
Canplex Construction Ltd.	27,019
Carlyle Shepherd & Co.	32,316
Coast Industrial Construction	1,109,943
Citywest Cable & Telephone Corp.	167,670
Coast Isle Engineering Ltd.	40,218
Commission of Municipal Superannuation - (City Portion)	1,163,001
DB Perks & Associates Ltd.	42,591
EBY & Sons Construction Ltd.	439,512
Edvan Construction Ltd.	48,188
The Electrician (A PTW Company)	141,356
EMCO Corporation	107,615
First Canada ULC	860,186
Finex PM Security Ltd.	37,272
Frank Electric Ltd.	42,466
Fred Suridge Ltd.	40,309
Sub-total	\$ 12,497,143

Prepared as required by *Financial Information Regulation*, Schedule 1, Section 7 (1) & (2) c)

City of Prince Rupert
Statement of Financial Information
For the Year Ended December 31, 2015
Schedule of Suppliers of Goods and Services
Supplier Payments Over \$25,000

GR Plumbing & Heating Ltd.	\$ 35,991
Great Blue Heron Corp.	31,500
Geonorth Engineering Ltd.	33,423
Great West Equipment	56,387
Huber Farm Equipment	55,945
I.C.B.C.	40,847
Intelligenz Limited	48,837
Insight Canada Inc.	27,511
Janitors Warehouse	73,878
Johnny's Machine Shop	58,087
Klohn Crippen Berger Ltd.	34,191
KPMG LLP	64,971
Lawson Lundell LLP	138,042
Lane Property Advisors Ltd.	123,635
Lidstone & Company Barristers & Solicitors	36,698
Lighten Up Electric Ltd.	67,147
Lifestyle Equipment (2002) Ltd.	46,313
Manulife Financial Corporation (Exclude LTD Premium)	625,009
Marcan Construction Ltd.	145,002
McElhanney construction Services Ltd.	219,820
McElhanney construction Services Ltd. (Terrace)	30,290
Mont-Leon Masonry Construction Ltd.	74,778
Municipal Insurance Association of BC	79,055
Municipal Finance Authority (Debenture Debt)	1,388,207
Nechako Northcoast Construction Terrace	32,283
Northlands Water & Sewer Supplies Ltd.	41,094
Northern Industrial Sales (Prince Rupert)	58,822
Northern Central Plumbing & Heating	179,422
Northern Laboratories (2010) Ltd.	29,590
sub-total	\$ 3,876,775

Prepared as required by *Financial Information Regulation*, Schedule 1, Section 7 (1) & (2) c)

City of Prince Rupert
Statement of Financial Information
For the Year Ended December 31, 2015

Schedule of Suppliers of Goods and Services
Supplier Payments Over \$25,000

Northland Chipper Sales Ltd.	\$ 70,571
Northwest Fuels Ltd.	464,566
Ocean Dry Ent. Ltd. DBA Saanich Plumbing	28,407
Pacific Northern Gas	203,020
Peterbilt Pacific Inc.	30,003
Port City Ford Sales	160,272
R & R Rewinding Ltd.	43,402
Rainbow Chrysler Dodge Jeep Ltd.	141,467
Receiver General for Canada - Payroll Deductions (City Portion only)	1,282,198
Receiver General for Canada RCMP "E"	3,285,272
Revenue Services of BC	196,353
Rocky Mountain Phoenix	294,810
Rupert Cleaners & Laundry Ltd.	45,637
Rupert Disposal Ltd.	74,265
Rupert Wood 'N Steel Construction Ltd.	442,570
Sea-Sport Outboard Marina Ltd.	35,801
Shell Energy North America (Canada) Inc.	107,254
Snow Valley Ford	92,404
Spatial Technologies	28,803
Sperling Hansen Associates	92,817
Stantec Consulting Ltd.	436,134
Stuck On Designs	46,329
Sullivan Mechanical Ltd.	65,845
Storeys's Excavating	57,004
Tyee Building Supplies LP	39,294
Urban Systems Ltd.	98,347
Sub-total	<u>\$ 7,862,845</u>

(Prepared as required by *Financial Information Regulation*, Schedule 1, Section 7 (1) & (2) c)

City of Prince Rupert
Statement of Financial Information
For the Year Ended December 31, 2015

Schedule of Suppliers of Goods and Services
Supplier Payments Over \$25,000

Vadim Computer Management Group Ltd.	\$	62,177
Valkyrie Law Group LLP		645,006
Vimar Equipment Ltd.		50,717
Villholth Jensen & Associates Ltd		36,714
Vigor Alaska		265,037
Wainwright Marine Services Ltd		244,505
Western Canada Marine Response Corporation		25,145
West Fraser Concrete		54,799
Western Thermal & Demolition		133,613
Williams Machinery Ltd- Central Branch		101,789
Williams Engineering Canada		48,311
Willis Canada Vancouver		210,712
Workers' Compensation Board		236,618
WSP Canada Ltd		62,798
	Sub-total	2,177,941
Supplier (1st Page)		12,497,143
Supplier (2nd Page)		3,876,775
Supplier (3rd Page)		7,862,845
Suppliers paid equal and over \$25,000		26,414,704
Other Suppliers paid under \$25,000		2,449,653
Total paid to Suppliers in 2015		28,864,357
	Grants to Community Partners	1,333,715
	Council & Employee Remuneration & Expenses	13,575,579
		43,773,651
Less Investment in Tangible Capital Assets and Debt Payments		(12,223,049)
	Net Change in Accrued Expenses	284,244
Expenses as per Audited Financial Statement "B"	\$	<u>31,834,846</u>

Prepared as required by *Financial Information Regulation*, Schedule 1, Section 7 (1) & (2) c)

**City of Prince Rupert
Statement of Financial Information
For the Year Ended December 31, 2015**

Schedule of Severance Agreements

Nil

(Prepared as required by *Financial Information Regulation*, Schedule 1, Subsection 6(7))

**City of Prince Rupert
Statement of Financial Information
For the Year Ended December 31, 2015**

Schedule of Guarantee and Indemnity Agreements

Nil

(Prepared as required by *Financial Information Regulation*, Schedule 1, Section 5)

**City of Prince Rupert
Statement of Financial Information
For the Year Ended December 31, 2015**

Schedule of Long Term Debt

Information on all long-term debt is included in the Financial Statements in
Schedule 6 – Schedule of Leases and Schedule 7 – Schedule of Debenture Debt.

(Prepared as required by *Financial Information Regulation*, Schedule 1, Section 4)

**City of Prince Rupert
Statement of Financial Information
For the Year Ended December 31, 2015**

Audited

2015 Financial Statements

Attached