

City of Prince Rupert

2013 Statement of Financial Information

**City of Prince Rupert
Statement of Financial Information
For the Year Ended December 31, 2013**

Table of Contents


Description	Page
Statement of Financial Information Approval	3
Management Letter	4
Schedule of Elected Officials' Remuneration and Expenses	5
Schedule of Employees Remuneration and Expenses	6
Schedule of Grants or Contributions	8
Schedule of Suppliers of Goods and Services	9
Schedule of Severance Agreements	12
Schedule of Guarantee and Indemnity Agreements	13
Schedule of Long Term Debt	14
City of Prince Rupert Audited 2013 Financial Statements	15

(Prepared as required by *Financial Information Regulation*, Schedule 1, Section 9)


**City of Prince Rupert
Statement of Financial Information
For the Year Ended December 31, 2013**

Statement of Financial Information Approval

The undersigned, as authorized by the *Financial Information Regulation*, Schedule 1, Subsection 9(2), approves all the statements and schedules included in this Statement of Financial Information, produced as required by the *Financial Information Act*.



Jack Mussallem
Mayor on behalf of Council



Corinne Bomben
Chief Financial Officer

(Prepared as required by *Financial Information Regulation*, Schedule 1, Section 9)

City of Prince Rupert
Statement of Financial Information
For the Year Ended December 31, 2013

Management Letter

The Financial Statements contained in the Statement of Financial Information under the *Financial Information Act* have been prepared by management in accordance with generally accepted accounting principles or stated accounting principles, and the integrity and objectivity of these statements are management's responsibility. Management is also responsible for all the statements and schedules, and for ensuring that this information is consistent, where appropriate, with the information contained in the financial statements.

Management is also responsible for implementing and maintaining a system of internal controls to provide reasonable assurance that reliable financial information is produced.

The Mayor and Council of the City of Prince Rupert is responsible for ensuring that management fulfils its responsibilities for financial reporting and maintaining internal controls and exercises this responsibility under the auspices of the *Local Government Act and the Community Charter*.

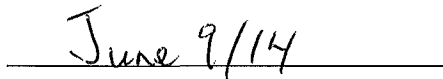
The external auditors, Carlyle, Shepherd & Co., Chartered Accountants, conduct an independent examination, in accordance with generally accepted auditing standards, and express their opinion on the financial statements. Their examination does not relate to additional schedules required by the Act. Their examination includes a review and evaluation of the municipality's system of internal control and appropriate tests and procedures to provide reasonable assurance that the financial statements are presented fairly. The external auditors have full and free access to the Mayor and Council.

On behalf of the City of Prince Rupert



Corinne Bomben

Chief Financial Officer



Date

City of Prince Rupert
Statement of Financial Information
For the Year Ended December 31, 2013

Schedule of Elected Officials' Remuneration and Expenses

		<u>Remuneration & Taxable Benefits</u>	<u>Expenses</u>	<u>Total</u>
Mayor	Mussallem, J	\$42,474	23,718	\$66,192
Councilor	Ashley, A	13,180	4,119	17,299
	Carlick-Pearson, J	13,180	2,966	16,146
	Cunningham, Barry	507	0	507
	Rice, J	6,083	1,462	7,545
	Garon, G	13,180	3,387	16,567
	Thorkelson, J	13,180	1,722	14,902
	Kinney, N	13,180	6,699	19,879
		<u>\$114,964</u>	<u>\$44,073</u>	<u>\$159,037</u>

(Prepared as required by *Financial Information Regulation*, Schedule 1, Section 6(2), (3), (4), (5) & (6))

City of Prince Rupert
Statement of Financial Information
For the Year Ended December 31, 2013

Schedule of Employees' Remuneration and Expenses

<u>Employee</u>	<u>Remuneration and Taxable Benefits</u>	<u>Travel, Training, and Other Expenses</u>
ANDERSON, JERRY	78,561	0
BAILEY, HOWARD I.	91,010	0
BECKWITH, JEFFERY, B.	110,625	1,222
BOMBEN, CORINNE	102,665	4,943
BONNESCHRANZ, JON	82,590	866
BRUCE, MICHAEL ALLEN	98,954	145
CASAVANT, GERRY D	84,443	2,719
CORBEIL, ROBERT L.	83,892	0
DANIELE, JAMES	79,124	866
DESAUTELS, CHRISTINE	78,208	0
FERGUSON, GRAIG	95,065	160
GARDINER, GARIN J.	98,544	0
GILKER, RICHARD H.	80,842	0
GOWE, RODNEY DOUGLAS	93,319	866
GRAV, CALVIN	85,342	2,055
HOLLAND, SANDRA M.	76,573	0
HOLLOWACHUK, ANTHONY	92,849	740
HORNE, WILLIAM A.	129,747	0
JAMES, DAVID JOHN	106,519	150
JONES, REAL L.	76,946	1,020
KELLY, RUDY	89,104	10,729
KESSLER, MARKO	83,387	10,130
KREKIC, ZENO	115,355	2,532
KRISTOFF, MARVIN	101,479	943
LEIGHTON, TROY	80,153	866
LONG, ROBERT	98,770	27,592
MCKENZIE, DAVID E.	131,240	3,840
MORSE, JAMES ANDREW	120,194	682
Subtotal	2,645,500	\$73,066

(Prepared as required by *Financial Information Regulation*, Schedule 1, Section 6(2), (3), (4), (5) & (6))

City of Prince Rupert
Statement of Financial Information
For the Year Ended December 31, 2013

Schedule of Employees' Remuneration and Expenses

<u>Employee</u>	<u>Remuneration and Taxable Benefits</u>	<u>Travel, Training, and Other Expenses</u>
NICHOLLS, CRAIG	102,971	332
OSTROM, TANYA N.	97,617	0
PAOLO, ROCKY	85,627	866
PARKS, TOM G.	107,731	139
PIERCE, TERRY E.	122,617	578
POMPONIO, REMO	83,121	963
PUCCI, RICHARD BRENDON	90,392	13,027
ROEMER, RICHARD J.	98,743	963
SEIDEL, MARK	80,255	0
SIDONI, DYLAN	80,610	866
SLETTEN, HELGE A.	94,677	329
TEO, KIM GEK (CHRISTINE YEW)	93,389	7,277
THOMPSON, CALVIN H.	97,124	866
WEICK, RALPH S.	77,883	866
WEIR, STEVEN	82,507	0
WHOMES, KEVIN T.	75,292	0
WICK, MARTIN	97,048	449
Sub-total	<u>1,567,605</u>	<u>\$27,521</u>
Employee (1st page)	2,645,500	73,066
Employee (2nd Page)	1,567,605	27,521
Total for Employees Earning more than \$75,000	<u>\$4,213,104</u>	<u>\$146,464</u>
Total Remuneration of council Members	114,964	
Total Remuneration to all other employees	<u>7,977,532</u>	
Total Employee Remuneration and Taxable Benefits	<u>\$12,305,600</u>	

(Prepared as required by *Financial Information Regulation*, Schedule 1, Section 6(2), (3), (4), (5) & (6))

City of Prince Rupert
Statement of Financial Information
For the Year Ended December 31, 2013

Schedule of Grants or Contributions

Prince Rupert Arts Council	\$10,000
Halloween Festival	3,867
Lester Centre for the Arts	110,000
Museum of Northern BC – Kwinitsa Station Grant	14,500
Museum of Northern BC – Operating Grant	117,000
Museum of Northern BC – Visitor Info Centre Grant	70,000
Navy League of Canada, Prince Rupert Branch	1,125
Prince Rupert Economic Development Commission	87,500
Prince Rupert Library – Operating Grant	522,000
Prince Rupert Library – Vested Benefit Accrual	9,000
Prince Rupert Racquet Association	8,500
SPCA	23,200
Prince Rupert Special Events – Operating Grant	20,000
Prince Rupert Special Events – Civic Centre	6,820
Wildlife Rehabilitation Centre	6,000
Tourism Prince Rupert – Operating Grant	65,000
Tourism Prince Rupert – Office Rental	12,053
Tourism Prince Rupert – Hotel Tax Transfer	223,419
Prince Rupert Golf Course – Operating Grant	150,406
AFFNO Sugar Shack	500
Salmonberry Trading Co. Society	500
Snowbirds	7,000
Grants – Miscellaneous	<u>3,304</u>
Total	<u>\$1,471,694</u>

(Prepared as required by *Financial Information Regulation*, Schedule 1, Section 7(2) b)

**Statement of Financial Information
For the Year Ended December 31, 2013**

**Schedule of Suppliers of Goods and Services
Supplier Payments Over \$25,000**

Acklands-Grainger Inc.	83,690
ACTES Environmental Ltd	69,488
Adventure Paving	771,665
All West Glass	34,353
Associated Engineering (BC) Ltd.	62,377
BC Coastal Refrigeration	151,889
BC Hydro & Power Authority	480,197
BC Hydro (Industrial Account)	224,880
BC Transit	598,564
Black Press	33,303
Brenntag Canada Inc.	47,024
Broadwater Industries (2011) Ltd	40,759
Bytown Diesel Sales Limited	49,259
Canadian Freightways	51,687
Canples Construction Ltd.	31,356
Carlyle Shepherd & Co.	32,172
CDPR Restoration	28,184
Citywest Cable & Telephone Corp.	220,511
Citywest Cable & Telephone Corp. (Misc)	29,183
Commission of Municipal Superannuation - (City Portion)	971,897
DEL Equipment Ltd	27,561
Dileta Giovanna	26,040
Diamond International Trucks Ltd	180,599
District of Port Edward (Water Fee for Watson Island)	69,399
Edvan Construction Ltd	63,318
Electrician, The	158,833
EMCO Corporation	42,675
Enercon Water Treatment Ltd.	25,306
Finning (Canada)	44,530
First Canada ULC	367,763
Frank Electric	38,269
Fred Suridge Ltd	94,630
General Paint	28,920
Golder Associates	28,203
Great West Equipment	32,076
I.C.B.C.	31,848
Interior Turf Equipment	45,109
Janitors Warehouse	61,532
Johnny's Machine Shop	77,746
Sub-total	5,456,795

Prepared as required by *Financial Information Regulation*, Schedule 1, Section 7 (1) & (2) c)

City of Prince Rupert
Statement of Financial Information
For the Year Ended December 31, 2013

Schedule of Suppliers of Goods and Services
Supplier Payments Over \$25,000

Kon Kast Products (2005) Ltd.	26,986
Lane Property Advisors Inc.	142,460
Lawsn Lundell LLP	207,840
LED Roadway Lighting Ltd	587,675
Lidstone & Company Barristers & Solicitors	25,438
Lighten Up Electric Ltd	48,991
MacCarthy Motors (Terrace) Ltd.	61,342
Manulife Financial	680,142
Metlakatla Development Corp	30,836
Mont-Leon Masonry Construction Ltd.	101,216
N.S. K. Contracting Ltd	27,883
Nechako Northcoast Construction Terrace	67,763
Nederman Canada Limited	49,093
North Coast Equipment Ltd	42,648
Northern Industries Sales (Terrace)	60,700
Northern Laboratories (2010) Ltd	25,743
Northern Landscaping & Excavating	30,793
Northlands Water & Sewer Supplies Ltd.	54,824
Northwest Fuels Ltd.	529,821
Oakcreek Golf & Turf inc.	45,237
Ocean Dry Ent. Ltd DBA Saanich Plumbing	44,379
Pacific Northern Gas	228,785
Premium Truck & Trailer Inc,	201,715
Print Advantage Marketing Communications Ltd	49,617
Progressive Steel	25,468
Quality Glass	41,033
Receiver General for Canada RCMP "E"	2,992,684
Revenue Services of BC	193,049
Rupert Cleaners & Laundry Ltd.	36,665
Rupert Disposal	55,746
Rupert Wood 'N Steel Construction Ltd.	25,102
Sportica	149,442
Sea-Sport Outboard Marina Ltd.	25,808
Shell Energy North America (Canada) Inc.	130,115
Skeena Queen Charlotte Regional District- Debenture Issues	827,390
Sperling Hansen Associates	50,454
Stand-Guard enterprises Inc.	53,161
Storey's Excavating	72,583
Technicon Industries Ltd	35,941
Sub-total	8,086,568

City of Prince Rupert
Statement of Financial Information
For the Year Ended December 31, 2013

Schedule of Suppliers of Goods and Services
Supplier Payments Over \$25,000

TYEE Building Supplies LP	43,292
Vadim Computer Management Group Ltd	60,718
Valkyrie Law Group LLP	414,232
Vimar Equipment Ltd.	65,219
Waterhouse Executive Search	26,483
West Fraser concrete Ltd.	40,896
Williams Machinery Ltd- Central Branch	108,153
Willis Canada Vancouver	192,683
Workers' Compensation Board	214,203
	<hr/>
Sub-total	1,165,879
Supplier (1st Page)	5,456,795
Supplier (2nd Page)	8,086,568
	<hr/>
Suppliers paid equal and over \$25,000	14,709,242
Other Suppliers paid under \$25,000	2,175,409
	<hr/>
Total paid to Suppliers in 2013	16,884,651
	<hr/>
Grants to Community Partners	1,471,694
Council & Employee Remuneration & Expenses	12,305,600
	<hr/>
	30,661,946
Less Investment in Tangible Capital Assets and Debt Payments	(3,900,951)
Net Change in Accrued Expenses	(396,917)
	<hr/>
Expenses as per Audited Financial Statement "B"	26,364,078
	<hr/>

(Prepared as required by *Financial Information Regulation*, Schedule 1, Section 7 (1) & (2) c)

City of Prince Rupert
Statement of Financial Information
For the Year Ended December 31, 2013

Schedule of Severance Agreements

Nil

(Prepared as required by *Financial Information Regulation*, Schedule 1, Subsection 6(7))

City of Prince Rupert
Statement of Financial Information
For the Year Ended December 31, 2013

Schedule of Guarantee and Indemnity Agreements

Nil

(Prepared as required by *Financial Information Regulation*, Schedule 1, Section 5)

**City of Prince Rupert
Statement of Financial Information
For the Year Ended December 31, 2013**

Schedule of Long Term Debt

Information on all long-term debt is included in the Financial Statements in
Schedule 6 – Schedule of Leases and Schedule 7 – Schedule of Debenture Debt.

(Prepared as required by *Financial Information Regulation*, Schedule 1, Section 4)

**City of Prince Rupert
Statement of Financial Information
For the Year Ended December 31, 2013**

Audited

2013 Financial Statements

Attached